

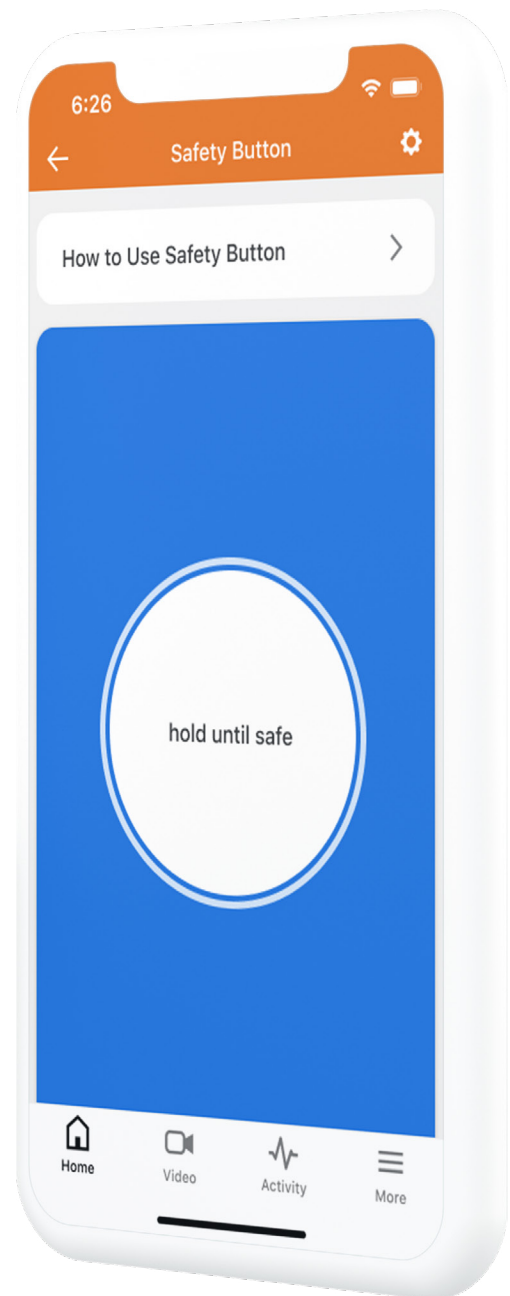
# Safety Button

## In-app personal safety with professional response

Introducing Safety Button, a smarter, more advanced way to connect to professional help when needed. It's simple—if you feel unsafe, hold down the in-app button. Once you release it, you can cancel the event or communicate with a trained operator, who can dispatch first responders directly to your location.

### Key Features

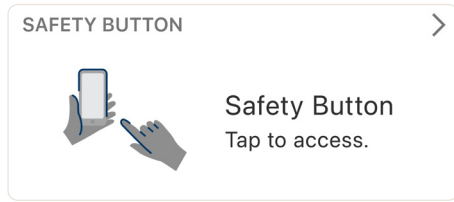
- + Offers personal safety with professional response and is designed to protect you anywhere in the United States, 24/7.
- + Use Safety Button when you feel uneasy but aren't ready to call 911.
- + Quickly get help in any situation without the need to make a call or text.
- + Enables you to text dispatchers and responders in an emergency, just in case you can't or don't want to talk.



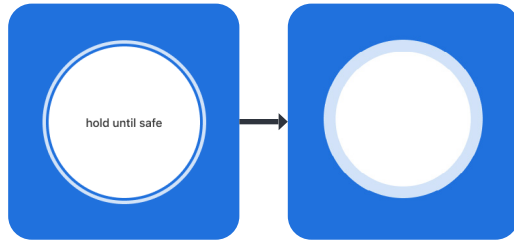
**Speak with your Sales Representative for more information about Safety Button.**

## How it works


1. Tap on the **Safety Button Home Screen** card.



2. Hold down the button.



3. After releasing the button, you have 10 seconds to enter your PIN code to cancel.



4. If the event is not canceled, a trained operator will receive an emergency request with your name, phone number, GPS coordinates, and PIN code.
5. The operator will then send an SMS asking if help is needed. If there is no response from the SMS, the operator will attempt to call.
6. If there is no response or the event is still not canceled, an emergency responder will be dispatched to the last known GPS location.

